


SIZES & SHAPES



10 x 10



Hex
10 x 10



Oct
10 x 10



7,5 x 15



15 x 15



25 x 25




30 x 30

SURFACE TEXTURES




Smooth

10x10, 7,5x15, 15x15, 25x25,
30x30, Hex10x10 & Oct 10x10




Riven (RT)

10x10, 15x15, 25x25,
30x30 & Oct 10x10



Diamond (DD)

10x10 & 15x15



Round Studs (RC)

10x10 & 15x15



Square Studs (SS)

10x10 & 15x15



Stone Look (SL)

10x10

Above images are only to be used as a guide. They are as accurate as a digital scanning allows.

Please contact a TOPCER supplier before making a decision

MODULAR SIZES (CM):

10 x 10 (4"x4"); 15 x 15 (6"x6"); 7,5 x 15 (3" x 6"); 30 x 30 (12" x 12")

MANUFACTURING DIMENSIONS (CM): Foto showing sizes modularity

9,6 x 9,6; 14,6 x 14,6; 7,1 x 14,6; 29,6 x 29,6